

# ParentVUE/Student VUE Mobile App

The ParentVUE or StudentVUE Mobile App allows parents/students to stay informed and by viewing class and assignment grades, class schedules, attendance and calendars displaying class assignments.

**Parents/Guardians:** to log into ParentVUE app you must have an existing ParentVUE account. If you don't have an account please contact your school for registration information.

**Students:** Use your District username and password to login.

- A few functions available through the web-based ParentVUE or StudentVUE are unavailable through the ParentVUE/StudentVUE mobile app, such as class websites, course history, course requests and digital lockers.
- Elementary schools do not currently use the grade book
- At this time, not all features are available on Android devices. Edupoint is working on these applications, and they may be made available in the future

All examples in this document are displays for the ParentVUE screens. StudentVUE screens are the same, but students only see their information

## Log In

Tap the **ParentVUE** or **StudentVUE** icon  to open.

- When using the application for the first time, the app may find your location or you may type the district URL. Type this URL, <https://sis.d51schools.org>, and tap the **Test** button.
- If the connection is successful, Mesa County Valley School District will display at the top of the application. Parents need to type their ParentVUE Mobile App user id and password to log in the application. (Subsequent uses of the app will only require parents to type their ParentVUE Mobile App user id and password and tap Login.)

## Messages

- Messages display district and classroom messages and emails. The number of unread messages display in the red circle.

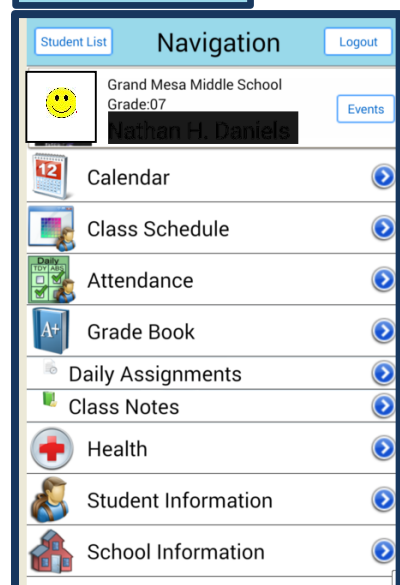
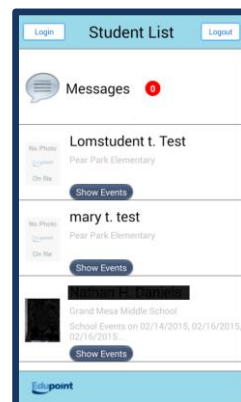
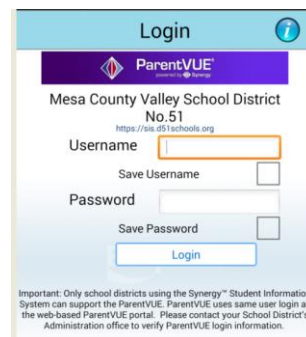
## Student List

- The **Student List** Screen displays all students connected to the parent.
- Tap the line of the desired student to view that student's information.
  - **Android Users:** Clicking the Show Events button provides no information at this time.

## Navigation Screen

To view any of the screens, tap anywhere inside the bar. The screen window will open

NOTE: While using the app, the **Navigation** button in the upper left hand corner on any screen will return the user back to the Navigation Screen.




# ParentVUE/Student VUE Mobile App

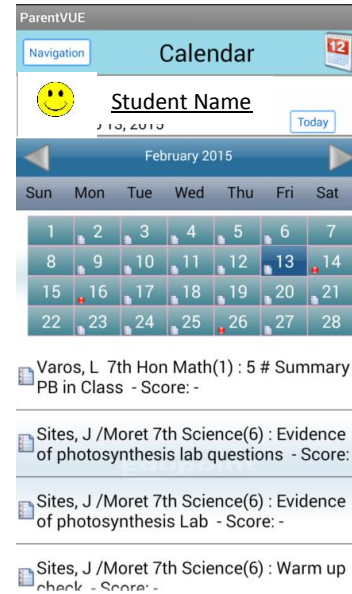
## Calendar

- The **Calendar** displays the current month calendar.
  - The **Calendar** icon in the up right hand corner will toggle the user between the monthly calendar displaying and not displaying.
- Tap **Today** button to go to today's class assignments.
  - Icon displays assignments for that day.

## Class Schedule

- **Class Schedules** display Students class schedule

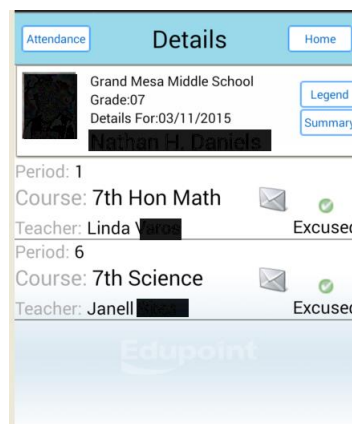

**Note:** Throughout the various ParentVUE screens, teacher names associated with classes display with the  icon, which allows users to email the teacher from within the application.



## Attendance

**Attendance** displays the Attendance Screen.

- Attendance displays all the days the student was marked absent or tardy, along with the reason associated with each entry.
- Tap the > to the right of the date to display Detail attendance for the day
- The **Legend** button provides an explanation of the icons used in the Attendance Screen identifying the reason for the absence.
- The **Summary** button displays totals by period at the bottom of the list along with the reason associated with each entry.



# ParentVUE/Student VUE Mobile App

## Gradebook

- The **Grade Book** screen allows you to keep track of grades, assignments and test scores that have been posted in the teachers grade book
  - Grades for that Reporting Period display.
  - Tap on Class name to view assignments for the class
  - tap the assignment to display the Details Screen

## Daily Assignments

- Tap **Daily Assignments** option from the Navigation Screen. Select a Reporting Period.
  - Assignments for all classes are listed by the day.
  - Middle Schools use standards so be sure to tap on Show All Standards for details

*Note: Android Users: Clicking the Show All Standards button sometimes will give an error message. Edupoint is working on this issue.*

## Class Note

- Students can take class notes on their portable device in Student and store them. These are viewable on ParentVUE.

## Health

- The health screen displays student immunization records

## Student Information

- The student information displays students demographic information, emergency contact and physician information

## School Information

- The school information screen lists the details about the school including a staff list from which you can email staff

## Log Out

- When you are done – don't forget to log out

