







Synergy Mobile Applications

ParentVUE and StudentVUE mobile apps are free application for parents or students using the ParentVUE or StudentVUE portal.

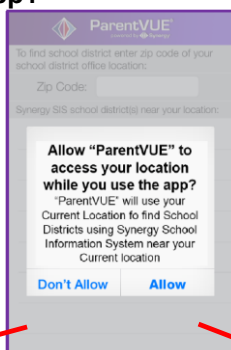
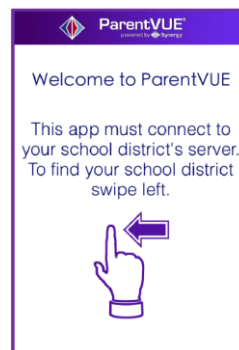
The ParentVUE/StudentVUE mobile apps use the same user login as the web-based ParentVUE/StudentVUE portal. Parents: please contact your student’s school for registration information if you do not have a ParentVUE account.

Use the instructions below to download and install one of Synergy’s mobile apps.

   <p>ParentVUE</p>	   <p>StudentVUE</p>
<p><u>iPhone and iPad</u> - Click here to download the ParentVUE app for iPhone/iPad</p>	<p><u>iPhone and iPad</u> - Click here to download the StudentVUE app for iPhone/iPad</p>
<p><u>Android Devices</u> - Click here to download the ParentVUE app for Android</p>	<p><u>Android Devices</u> – Click here to download the StudentVUE app for Android</p>

Start the App

- Swipe left. If location services has been enabled on your device, a message displays requesting to **Allow “ParentVUE” (StudentVUE) to access your location while you use the app?**



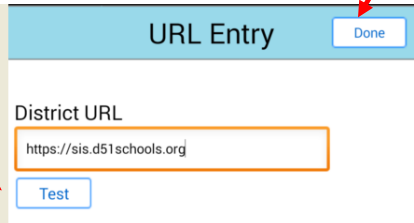
Don't Allow - Tap in the bottom corner of the screen

The URL entry screen opens.

Enter our URL - <https://sis.d51schools.org>

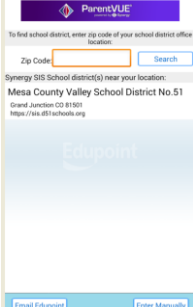
Tap Test

A message will be displayed that you have successfully established connection to Mesa County Valley School District – tap OK. Tap Done



Allow – Tap school district name. Select Mesa County Valley School District No. 51

Confirmation window is displayed – Click OK. Set up is done



Once the app has been connected to District 51 – Enter your username and password to log in